

House of Boing Playlist:

Here are 10 additional ways to experience the House of Boing:

Game	How to Play
1 Top Boing	Players take turns bouncing their four (4) Balls off the table into the Skylight of the House. The player to get the most Balls through the Skylight after three (3) rounds wins.
2 Team Boing	Close the doors to the House and teams compete to fill the House the fastest. Try to beat 90 seconds.
3 Long Boing	The longest successful bounce to land in the House wins.
4 Speed Boing	Players compete one at a time to land the most Balls in the other rooms of the House (each player bounces all 16 Balls).
5 Kick Boing	All players must flick Balls with their fingers into the holes, football tee style (one finger holds top of Ball, while the other hand flicks the Ball).
6 Relay Boing	Divide into two teams and place the Ball Blockers into the House of Boing. Teams compete relay style to be the first to empty their Room of Balls and close the door.
7 PIG Boing	Players bounce Balls into the House in unusual ways and succeeding players must replicate the shot or earn a letter. All players who spell out PIG lose. For a more challenging game, try HORSE.
8 Lefty-Righty Boing	Players use their non-dominant hand to compete to be the first to empty their Rooms of Balls.
9 Beer Boing <small>(ages 21 and over only!)</small>	Choose any of the above games while drinking beer of your choice!
10 Share your Boing	Create a new Boing game and share it at www.facebook.com/UniversityGamesUSA

Look for this game as well as our entire line of games and puzzles at:



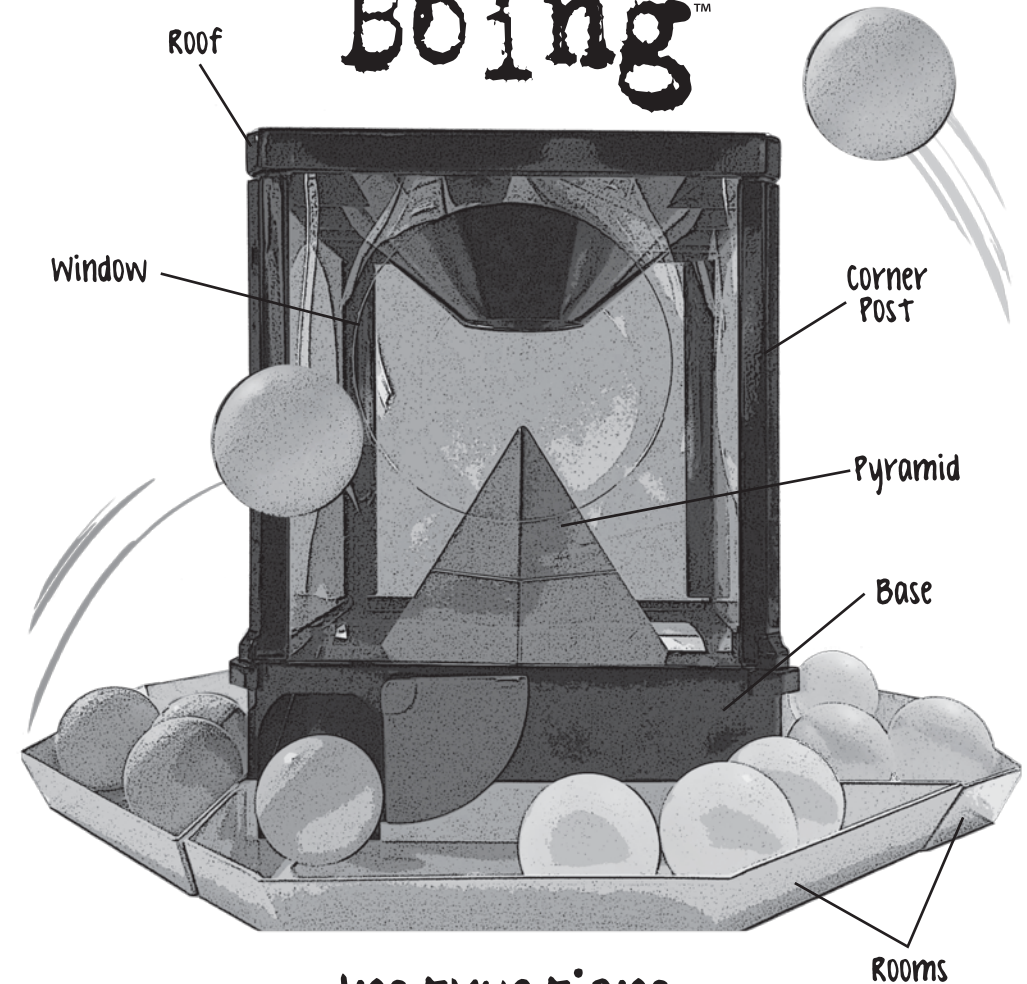
© Drumond International Pte Ltd.

© 2017 University Games Corporation, San Francisco, CA 94110. All Rights Reserved. House of Boing is a trademark of University Games Corporation. University Games Europe B.V., Weth. Sangersstraat 23, 6191 NA BEEK (L.), The Netherlands. U. Games Australia, Level 1, 10 Willoughby Rd, Crows Nest NSW, Australia 2065. University Games UK, 3 Bakery Court, London End, Beaconsfield, Bucks, HP9 2FN, UK. Retain this information for future reference. Made in China. B011197 07/17



Ages 12 and Up
2 TO 4 Players

House of Boing™

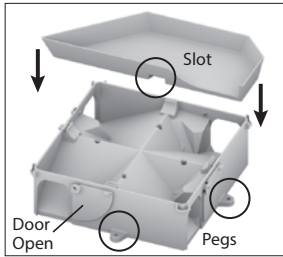


INSTRUCTIONS

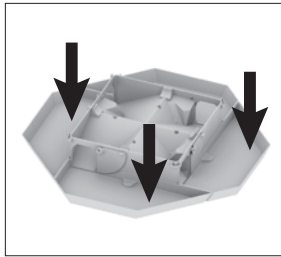
Contents:

- 20 Balls (5 orange, 5 blue, 5 green, 5 white)
- 4 Clear Windows
- 4 Rooms
- Base and Roof of House
- Pyramid (in two parts)
- 4 Corner Posts
- 2 Ball Blockers (for 2 players)

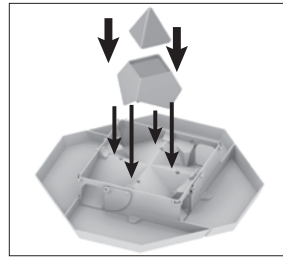
Building Your House of Boing:



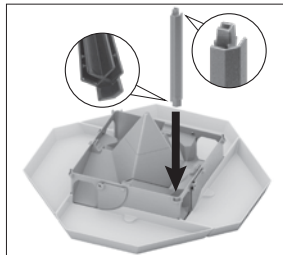
1. Attach a Room to the Base by snapping its slot onto the corresponding peg. Make sure the Door is open.



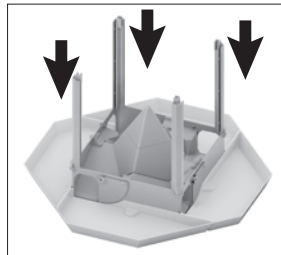
2. Assemble the other three Rooms the same way. Make sure doors on each side are in open position.



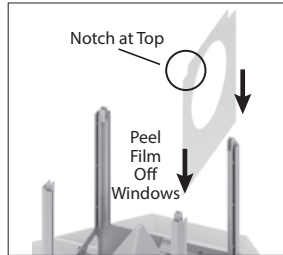
3. Attach the bottom part of the Pyramid to the base, then add the top part.



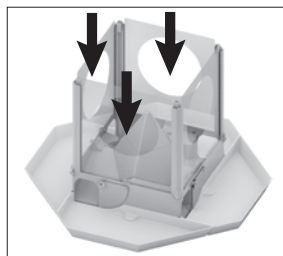
4. Plug a Corner Post into its slot in the corner of the Base.



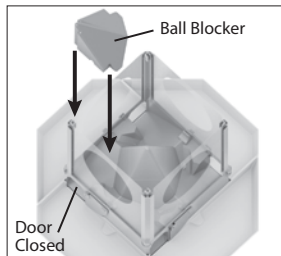
5. Add the other three Corner Posts.



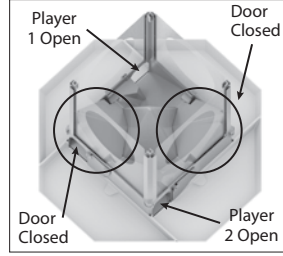
6. Slide a Window into the slots of the Corner Posts, as shown. **Note: Peel the protective film from windows prior to use.**




7. Add the other three Windows.



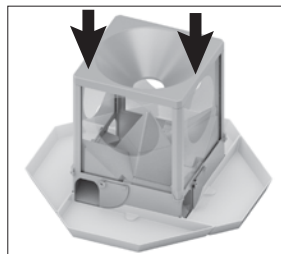
8. For a three-player game, you will need to insert a Ball Blocker to close off one Room.



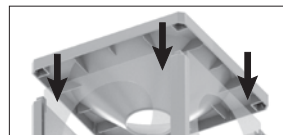
9. For two players, you will need two Ball Blockers to close off two opposite Rooms.



10. For a four-player game, no Blockers are needed.



11. Place the Roof on top of the House, inserting the top ends of the Corner Posts into the corners.



12. Tuck the top window tabs just inside the edges at the Roof piece. Roof placement is easier with two people.

Object of the Game — House of Boing:

To be the first player to empty your Room by bouncing Balls off the table and through the Windows or the Skylight faster than they roll back into your Room. When your Room is empty, close the door to win!

Set-Up:

- Place your assembled House of Boing in the middle of all players, making sure that each player is squarely facing one side. Each player picks a set of colored Balls and puts them into his or her Room in front of them. Each player needs to open the door to his or her Room so Balls can flow in from the center of the House.

How to Play:

- Each player picks a Room and chooses a Ball color. The player places 4 Balls of the chosen color in her or her room. Players should make sure the pivoting Doors on the Base of the House are in the open position.
- Agree on an official starter. The starter shouts "Boing!" and everyone starts bouncing his/her Balls into the House of Boing, trying to empty his/her Rooms at the same time.
- Players must always pick up and throw Balls with **ONLY ONE HAND**. Players can bounce Balls into the unit either through the Window in the side facing them, or bounce Balls up and into the Skylight hole at the top of the House of Boing. You cannot bounce Balls through the Windows facing other players.
- If a Ball drops on the floor, the player who threw the Ball must immediately go and pick it up and get back to the game as quickly as possible.
- Hint: watch other player's Rooms. If you see someone close to emptying his or her room, then try to bounce more Balls in the direction of his or her Room to stop them from winning.

Winning the Game:

The first player to empty his or her Room of Balls and close the pivoting Door is the winner.

See additional ways to experience the House of Boing on the next page.