




More **BRAIN QUEST** Fun!



See our entire line
of games and puzzles at:



© Workman Publishing Co. Inc. and Groupe Play Bac S.A. BRAIN QUEST is a registered trademark of Workman Publishing Co. Inc. and Groupe Play Bac S.A.

© 2013 University Games Corporation, San Francisco, CA 94110. All Rights Reserved. University Games Europe B.V., Weth. Sangersstraat 23, 6191 NA BEEK (L.), The Netherlands. UGames Australia, 71-73 Chandos Street, St Leonards NSW, Australia 2065. University Games UK, The Courtyard, Glory Park, Wooburn Moor, Bucks, HP10 0DG, UK. Retain this information for future reference. Made in the USA. B009614 09/13

1 or More Players

GRADES 1&2

Language Arts

BRAIN QUEST

Silly Sentence
word fun

RULES OF PLAY



CONTENTS:

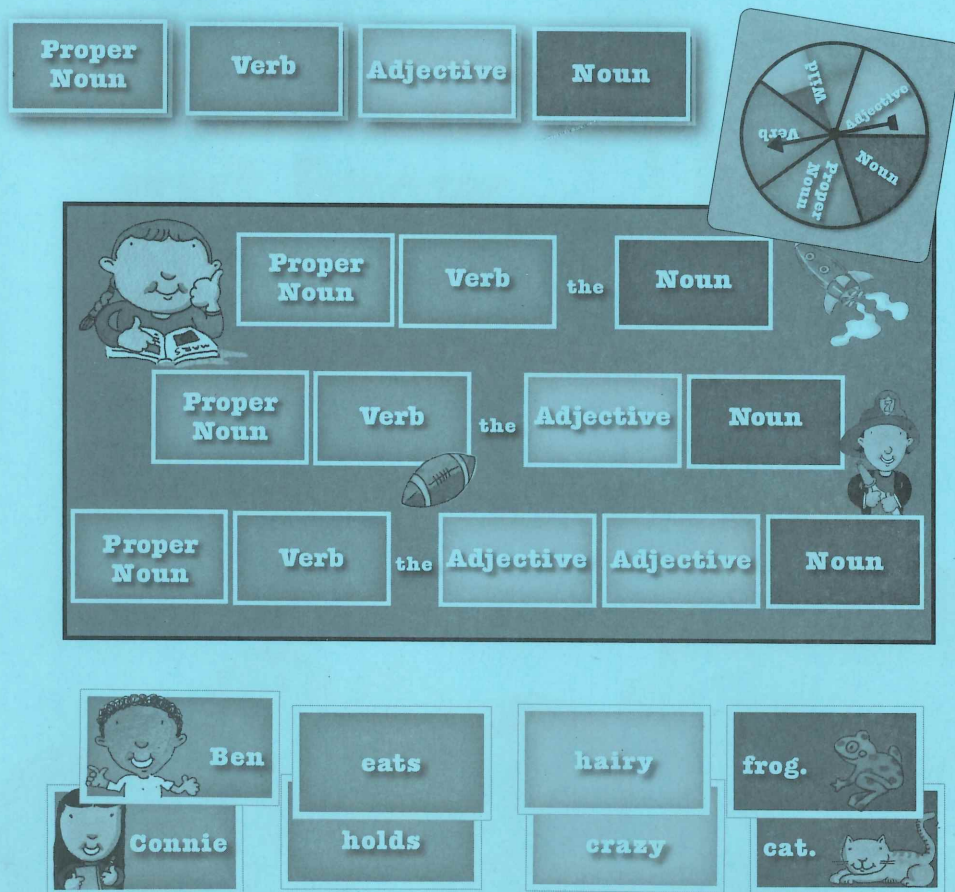
- Play Board
- 120 Speech Cards
- 16 Blank Cards
- Spinner with Arrow
- Dry Erase Marker

OBJECTIVE:

Have fun making silly sentences by spinning the spinner and playing Proper Noun, Verb, Adjective, and Noun cards!

SET UP:

1. Assemble the Spinner by snapping the stud and the arrow into place at the hole in the middle of the spinner card (first time playing only).
2. Separate the Speech Cards into four piles by part of speech. Shuffle each pile separately and deal two cards from each pile to each player. Put the piles face-down near the board.



GAME PLAY:

1. The youngest player goes first by spinning the spinner. The spinner will point to one of the four types of Speech Cards. The player places a card of that type onto the board in an empty space of the same type. If there are no empty spaces of that type, the turn is over and play moves to the left. If the spinner points to the "Wild" space, the player can play any type of card on a matching empty space.
2. The player should read the word on the card aloud when he/she puts the card down. Then the player draws another card of the type he/she just played and passes the spinner to the next sentence-maker.
3. Whenever a sentence on the board is completely filled with cards, the player to put down the last card in the sentence gets to read the entire sentence out loud.

Note: Cards with no words on them are Write-A-Word cards. Take the marker and write your own word on the card when you play it. Make sure that it's the correct part of speech! You can erase it at the end of the round and write a new word next time.



5. One round is done when all the spaces on the board are filled. For more fun, remove all the cards from the board and start again!

Note: Wipe off the Write-A-Word cards at the end of the round to prevent the ink from drying and damaging the cards. Close the dry erase marker lid tightly to prevent the marker from drying out.

FOR EXPERIENCED SENTENCE-MAKERS:

Players who have a way with words can play Silly Sentence Word Fun without the play board! Just spin the spinner and play cards right on the table to make sentences of any length. Make sure your sentences include a Proper Noun, Verb, any number of Adjectives, and a Noun. You'll be surprised how many sentences you come up with!

Note: When reading the sentences aloud, make sure you include the word "the" after each verb.

FOR ONE PLAYER:

To play Silly Sentence Word Fun by yourself, play as normal by drawing cards and spinning the spinner to play them. If you spin a part of speech that doesn't have an open space on the board, instead of passing the spinner to the next player, just play a different part of speech instead. Make the silliest sentences you can!