

Check out these other  
**great games** and more at...  
[www.haywiregroup.com](http://www.haywiregroup.com)

How to play  
**GUINNESS WORLD RECORDS**  
 The Board Game!

AGE  
**8+**

30

2-6  
 PLAYERS

**Family**



**What's in the box?**


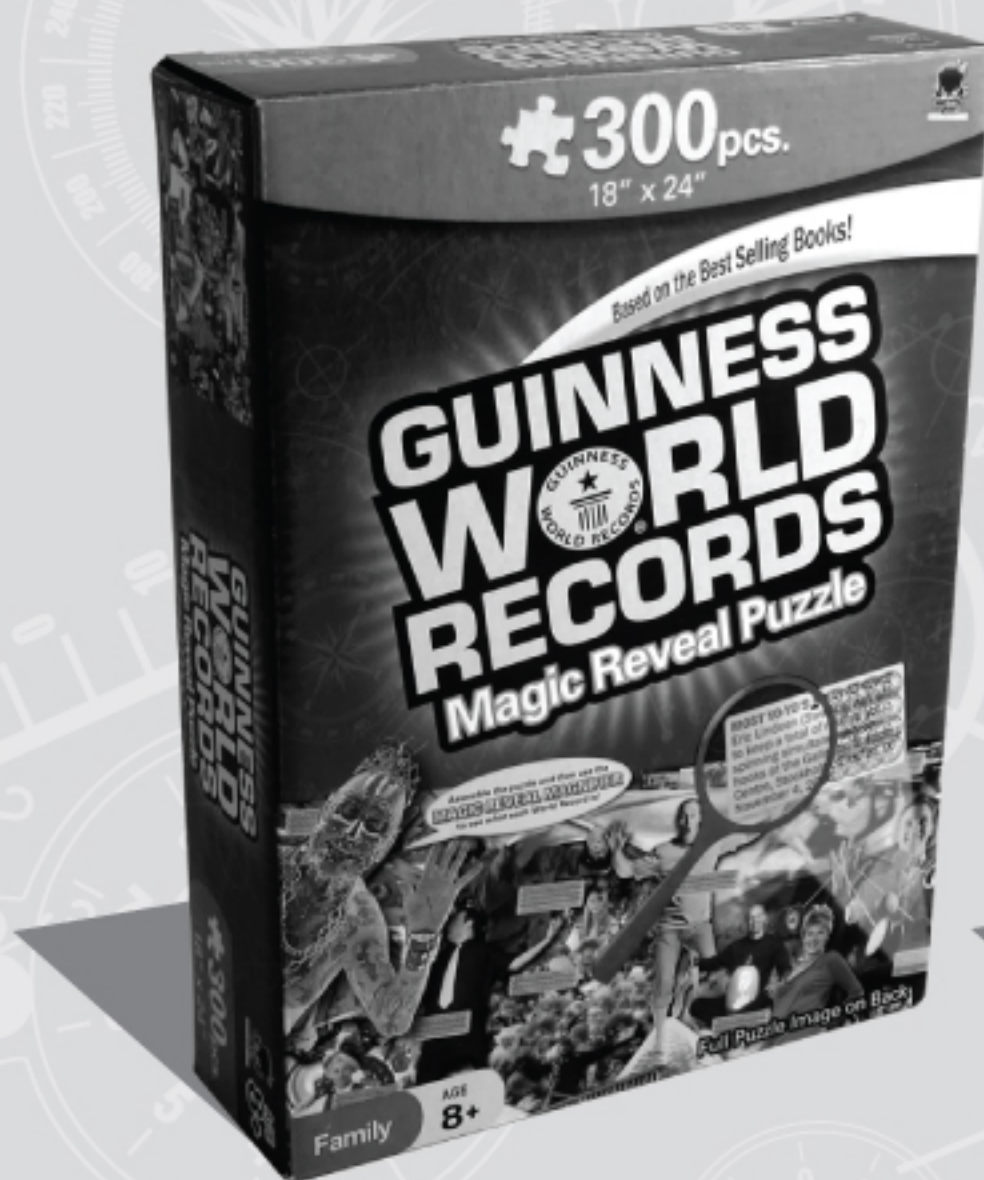
250 Trivia Challenge Cards, 125 Who Am I? Cards, 100 Guinness World Records® Tokens, 52-Card Playing Card Deck, 20 World Record Challenge Cards, 10 Chips, 10 Marbles, 6 Pawns, 5 House Record Challenge Cards, Guinness World Records® Certificate, Dry Erase Brag Board, Dry Erase Marker, Rope, Domino Set, Die, Sand Timer, and Game Board.

**Object of the game**

Earn Guinness World Records® tokens by going around the game board and successfully answering or completing Trivia Challenge cards, Who Am I? cards, and House Record Challenge cards. Earn the Guinness World Records® Certificate by completing the World Record Challenge cards. Be the first player to earn 20 Guinness World Records® tokens (15 if playing with 5 or 6 players) and have the Guinness World Records® Certificate to win!

**Setting up the game**

- 1 Place the Trivia Challenge cards, Who Am I? cards (with the pictures facing up), House Record Challenge cards, and World Record Challenge cards face down near the center of the game board.
- 2 Place all 100 Guinness World Records® tokens near the game board.
- 3 Place the sand timer, marbles, dominoes, chips, rope, playing card deck, dry erase marker and Brag Board to the side of the game board.
- 4 Have each player select a pawn and place it on one of the gold Guinness World Records® spaces in any of the four corners of the game board. It is okay for more than one player to occupy the same space when playing with 5 or 6 players.
- 5 The youngest player takes the die and goes first.



©2010 Haywire Group, Inc. • Springfield, MA USA • All Rights Reserved  
 ©2010 Guinness World Records Limited  
[www.guinnessworldrecords.com](http://www.guinnessworldrecords.com)  
 Made in China



## What to do on your turn

- 1 Always start your turn by rolling the die and moving your pawn that many spaces clockwise around the board.
- 2 Perform the action per the space you land on (see below for what to do when you land on the various spaces).
- 3 Your turn is now over and it is the next player's turn going clockwise.

## The spaces on the game board



When you land on this space, draw a World Record Challenge card and follow the directions. If you are successful, take the Guinness World Records® Certificate. If another player currently has it, take it from them! You now possess the Guinness World Records® Certificate until another person completes a World Record Challenge!

*Note: These spaces are also the start spaces in the game.*



When you land on this space, draw a House Record Challenge card and follow the directions. If you are successful, take three Guinness World Records® tokens and write your record (if you get or tie a high score) on the Brag Board (see opposite page).



When you land on this space, **have the player on your left** draw a Who Am I? card, showing you the picture on the back while reading the other side of the card to you. If you are correct, take two Guinness World Records® tokens.



When you land on this space, **have the player on your left** draw a Trivia Challenge card and read you the question along with the multiple choice answers. If you are correct, take one Guinness World Records® token.

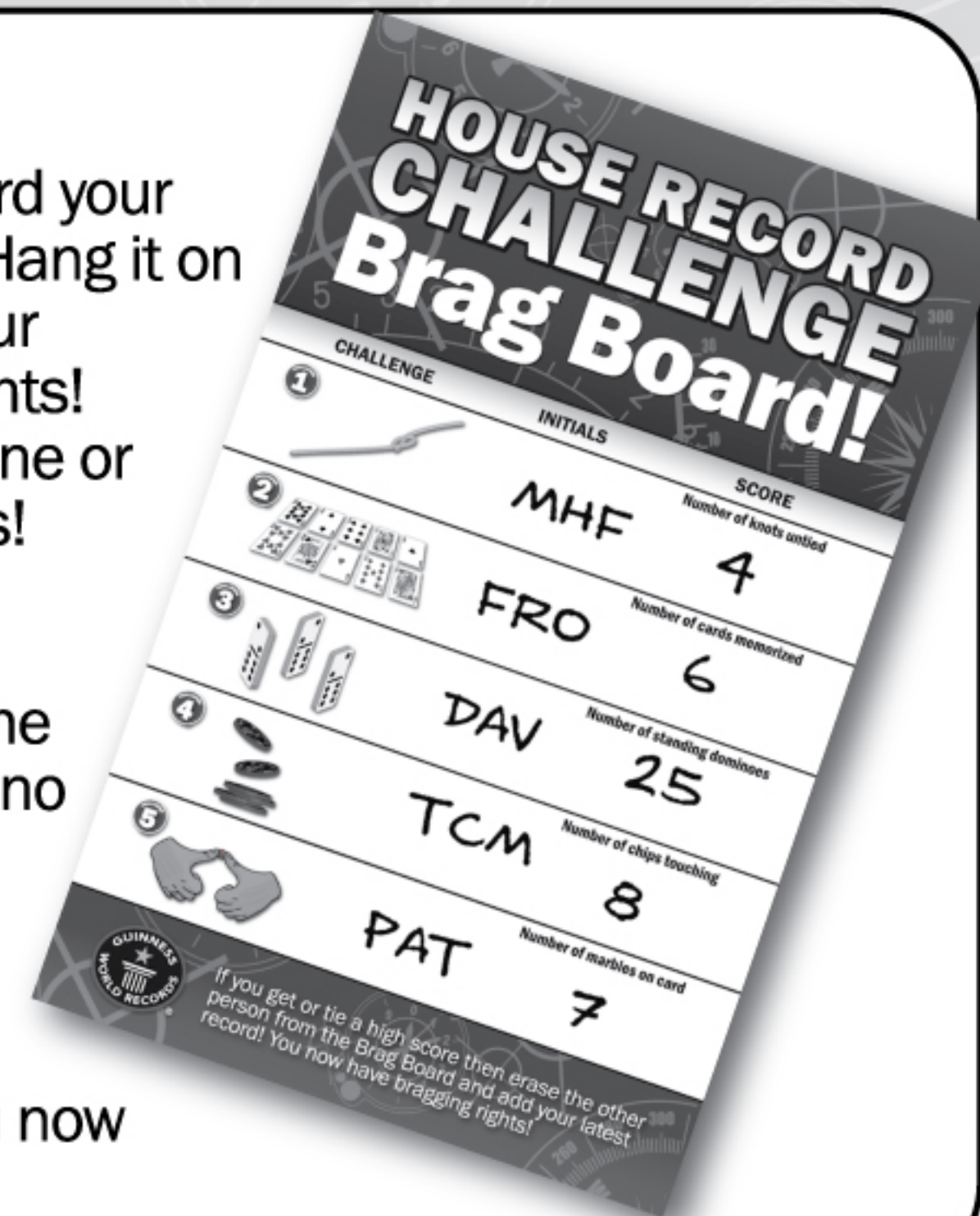


When you land on this space, roll the die and go again.

## The Brag Board

The Brag Board is where you will record your House Records from game to game. Hang it on your fridge or elsewhere to remind your opponents that you have bragging rights! You have the best or latest score on one or more of the House Record Challenges!

After you complete a House Record Challenge, compare your score with the challenge score on the Brag Board. If no score for this challenge has been recorded, add your score and initials. Or, if you beat or tie a high score then erase the other player from the Brag Board and add your latest record! You now have bragging rights!



## Winning the game

If playing with 2-4 players, the first person to earn 20 Guinness World Records® tokens AND the Guinness World Records® Certificate wins the game!

If playing with 5-6 players, the first person to earn 15 Guinness World Records® tokens AND the Guinness World Records® Certificate wins the game!

## Other stuff

- Don't erase the House Records on the Brag Board when the game is over! The Brag Board keeps the House Records and bragging rights from game to game!
- Use the included 30-second sand timer to time the challenges as needed.
- The House Record Challenge spaces, Trivia Challenge spaces, and Who Am I? spaces show numbers that indicate point value. This is how many Guinness World Records® tokens you will earn if you successfully complete that space.
- Remember, the **LAST** player to successfully complete a World Record Challenge has possession of the Guinness World Records® Certificate. So, if you have 20 tokens but not the certificate, you need to land on and successfully complete a World Record Challenge to earn the Guinness World Records® Certificate and win!