




More **BRAIN QUEST** Fun!



See our entire line  
of games and puzzles at:

AreYouGame.com

© Workman Publishing Co. Inc. and Groupe Play Bac S.A. BRAIN QUEST is a registered trademark of Workman Publishing Co. Inc. and Groupe Play Bac S.A.

© 2013 University Games Corporation, San Francisco, CA 94110. All Rights Reserved. University Games Europe B.V., Weth. Sangersstraat 23, 6191 NA BEEK (L.), The Netherlands. UGames Australia, 71-73 Chandos Street, St Leonards NSW, Australia 2065. University Games UK, The Courtyard, Glory Park, Wooburn Moor, Bucks, HP10 0DG, UK. Retain this information for future reference. Made in the USA. B009504 07/13

2 to 4 Players

# BRAIN QUEST®

PRE-K&K

Language Arts

**I Have**  
The quick thinking picture flipping game



**INSTRUCTIONS**



**WARNING:**  
CHOKING HAZARD—Small parts.  
Not for children under 3 years.

## CONTENTS:

- 1 Game Board
- 1 Spinner with Arrow
- 24 Animal Cards with Blue Borders
- 24 Object Cards with Yellow Borders
- 4 Pawns

## OBJECTIVE:

To quickly play the “I Have” cards and move from START to FINISH on the Game Board.

## SET UP:

1. Each player chooses a Pawn and places it on the Game Board on START.
2. The group chooses a set of cards to play with, either blue or yellow.
3. Shuffle the cards.
4. Deal all the cards evenly to all players.
5. Players arrange their cards spread out in front of themselves, “I Have” side facing up.

## GAME PLAY:

1. The youngest player goes first by spinning the spinner and moving the corresponding number of spaces.
2. Play continues to the right.
3. If the spinner lands on “I Have” or if a player lands on an “I Have” space on the board, players play a round of “I Have”:
  - a. The player who lands on an “I Have” space or spins “I Have” picks up and reads one of his/her “I Have” cards. (e.g. “I have a hippo”)
  - b. The same player then flips the card over and reads the “Who Has?” side of the card. (e.g. “Who has a cat?”) He/she then places the card “Who Has?” side up next to the game board, starting a discard pile.
  - c. All players race to respond to the “Who Has?” questions by quickly looking at their cards and repeating the actions of the first player. Play continues until one of the players runs out of cards and this player takes the next turn by spinning the spinner.

**Note:** Repeat Set Up steps 3-5 after each round of “I Have.”

## WINNING THE GAME:

The first player to reach FINISH wins.

