

How to play...

PreSchool

AGE
3+



2-4
PLAYERS

FRENCH TOAST™

AND FRIENDS!



FRENCH TOAST FORGETS HIS LUNCH!

CONTENTS

10 Lunch Box Cards, 90 Food Pieces, Jumbo Die, Game Board, Story Book, 4 Character Pawns, 4 White Stands, 1 French Toast Pawn, and 1 Yellow Stand.

OBJECT OF THE GAME

Oh no! French Toast forgot his lunch! Can you help him? Travel around the game board filling your lunch box with food for your friend. The first player to complete a lunch for French Toast by placing three food tokens in a row on their lunch box card wins the game!

SETTING UP THE GAME

- 1 Place the game board in the center of the playing area.
- 2 Place the jumbo die near the game board.
- 3 Remove the food pieces and all pawns from their cards.
- 4 Separate the food pieces by color and place them face up near the game board.
- 5 Place the French Toast pawn in the yellow stand. Place this on the French Toast logo circle on the game board.
- 6 Each player chooses a character pawn (not French Toast!) and places it in a white stand.
- 7 Each player places their character on their favorite food on the game board.
- 8 Place the lunch box cards face down in a pile. Each player randomly chooses one lunch box card from the pile and places it face up in front of them.



Game Board



Jumbo Die



Food Pieces



Pawns and Stands



Lunch Box Card

WHAT TO DO ON YOUR TURN

When starting the game, the youngest player goes first.

- 1** Always start your turn by rolling the jumbo die.
- 2** Move your character pawn clockwise (following the arrows) around the game board the number of spaces shown on the jumbo die.
- 3** If you land on a food space, **ALL** players (including the roller) look at their lunch box card. If any players have the food that was landed on, they take the matching food piece and place it on their lunch box card.
- 4** If you land on any of the other spaces, see “special spaces” below.
- 5** Your turn is now over. It is the next player’s turn going clockwise.

SPECIAL SPACES



Roll Again! – If you land on this space, roll again and advance.



Wild! – If you land on this space, you may pick any food and place it on your lunch box card. All other players also get to take this food and place it on their lunch box card if their card has that space.



Lose Turn – If you land on this space, your turn is over and your turn is skipped next time around. Bummer!

WINNING THE GAME

The first player to get three food pieces (one of each color) in a row on their lunch box card wins the game. You can win horizontally, vertically, or diagonally but your three food pieces must follow the line on the card and be one of each color.

The winning player takes their character pawn and places it on the French Toast space. Congrats! You have helped your friend!




**PHEW, I'M
EX-FROSTED!**


OTHER STUFF

- ★ In the event of a tie, both players win!
- ★ There are a dozen eggs on the game board. Can you find them all?

WINNING LUNCH BOX CARD EXAMPLES:



Vertical Win



Horizontal Win



Diagonal Win




This is Not a Win!

**TO WIN,
YOU MUST HAVE
THREE FOOD PIECES IN A ROW
THAT FOLLOW A LINE ON
YOUR LUNCH BOX CARD!**



**THESE GREAT GAMES
AND MORE AT...
WWW.HAYWIREGROUP.COM**



/haywiregroupinc



@haywiregroup

© 2011 The Haywire Group, Inc.
Springfield, MA USA
All Rights Reserved

