



Look for these other games available now:




Ages 3 and Up
1 to 4 Players



Kids on Stage™
Ages 3 +




Bob Books
Happy Hats™
Ages 3 +




Monkeys Jumping
on the Bed™
Ages 3 +

See our entire line
of games and puzzles at:



Crayons On the Town™

Instructions



Conforms to ASTM D-4236.
© 2015 University Games Corporation, San Francisco, CA 94110. Briarpatch is a registered trademark and Crayons on the Town is a trademark of University Games Corporation. All Rights Reserved. University Games Europe B.V., Weth. Sangersstraat 23, 6191 NA BEEK (L.), The Netherlands. U. Games Australia, Level 1, 10 Willoughby Rd, Crows Nest NSW, Australia 2065. University Games UK, 3 Bakery Court, London End, Beaconsfield, Bucks, HP9 2FN, UK. Made in the USA. Retain this information for future reference. B010511 08/15



WARNING:
CHOKING HAZARD—Small parts.
Not for children under 3 years.


Contents:

- Double-Sided Game Board
- 108 Double-Sided Art Cards
- 6 Crayons (crayon colors may vary)

Object of the Game:

Children choose crayon and picture combinations to color and then work together to build an original masterpiece.

Once the masterpiece is finished, each player tells an imaginative story about the scene. This game encourages cooperation, critical thinking and, best of all, FUN!



Set-Up:

- Players select one of the Game Boards for play. One Game Board is themed "Story Time" and the other is themed "Travel Time." Each Game Board features slots to hold 6 Art Cards.
- Players spread a stack of at least 6 uncolored Art Cards on the playing surface.

How to Play:

1. The youngest player goes first by selecting an Art Card and a Crayon and giving it to the player on his/her right.
2. The player to the left of the first player then selects an Art Card and a Crayon and gives it to the player on his/her right. This continues until all players have an Art Card and a Crayon.
3. Each player colors his/her Art Card at the same time to create an illustration (for example, if a player is given a purple Crayon and a pig Art Card, he/she will color the pig on his/her Art Card purple).

Note: Players should color primarily with the crayon selected, but can use other colors for backgrounds or details.

4. When each player finishes his/her illustration, the player places the Art Card in any available slot on the Game Board.
5. Play continues clockwise until all slots on the Game Board are filled.
 - If 1 player is playing, that player completes all 6 drawings.
 - If 2 players are playing, each player completes 3 drawings.
 - If 3 players are playing, each player completes 2 drawings.
 - If 4 players are playing, all players complete 1 drawing and work together in teams of 2 to finish the second drawing.

Note to parents: 6 uncolored Art Cards are required for each game. 108 Double-Sided Art Cards are included with this game, for a total of 216 drawings.

Finishing the Game:

When all 6 Art Cards are completed and placed on the Game Board, the masterpiece is complete! Each player, starting with the youngest, then gets a turn to tell his/her own story about the Art Cards on the Game Board.

For example, if the "Travel Time" Game Board is used and players have drawn a green dog, a blue apple, a yellow caterpillar, a purple sun, a brown rocket and a red mountain, a player's story might go something like this: "A green dog was eating a blue apple when a yellow caterpillar crept by. The caterpillar invited the dog into a rocket and they flew together to the top of the red mountain!"

When the game is over, kids can play again for a completely new, open-ended creative experience!

Additional Art Cards can be printed at universitygames.com/crayons.