





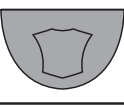


Item # 31040

INSTRUCTIONS

1. Please count and make sure all pieces are present before assembly.
2. The pole pieces are delicate. To prevent damage, do not use excessive force.
3. Assemble crystal puzzle by putting the puzzle pieces together in the order shown below.
4. Piece numbers are not necessarily in the order of assembly. Some pieces do not have numbers.
5. Missing a piece? Email info@ugames.com or call (415) 503-1600 with missing piece number.

STEP	PIECE #	STEP	PIECE #	STEP	PIECE #
1	13	21	28	43	45
2	14	22	31	44	37
3	17	23	34	45	40
4	15	24	20	46	46
5	11	25		47	38
6	18	26		48	47
7	5	27	35	49	48
8	10	28	21	50	36
9	6	29	33	51	42
10	9	30	23	52	43
11	1	31	32	53	Stick
12	4	32	25	54	
13		33	19		
14	8	34	29	55	
15		35	24	56	
16	2	36	30		
17	12	37	27		
18	3	38	26		
19	16	39	22		
20	7	40	41		
		41	44		
		42	39		

HINTS

Attach the wheels as the picture below.

