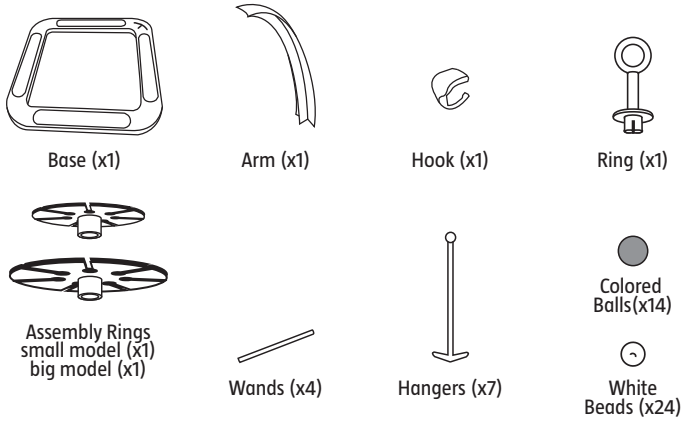


The nerve-wracking
bead-stacking
game

INSTRUCTIONS

Contents

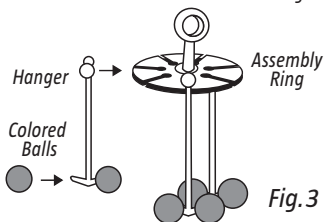
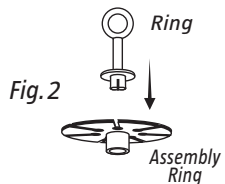
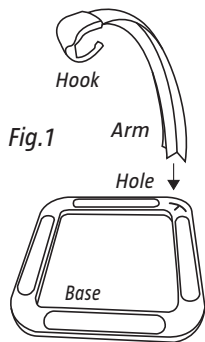


Take turns, stacking Beads one by one into the colored cluster... watch as it shakes... shimmers... and slowly separates! Keep a steady hand and hold your nerve! One slip or a Bead in the wrong spot and you'll bring all the Beads crashing down - that's Tumball!

Setup

1. The first time you play, please remove all the pieces from the plastic bags.
2. Place the Base on a smooth, flat surface. Insert the end of the Arm into the hole in the Base and attach the Hook at the top (fig.1). Do not move the Base once play gets under way.
3. Take the Assembly Ring and insert the Ring in the right direction (Fig.2).
Note: the big Assembly Ring makes the game more difficult. Randomly choose two of the Colored Balls and push these onto the ends of a Hanger. Repeat for each Hanger (fig.3).

Push as far as possible
in the direction of the
arrows.



4. Attach all 7 Hangers to the Assembly Ring and suspend it from the Hook at the top of the Arm. Arrange the Colored Balls so they form as tight a cluster as possible (fig.4).

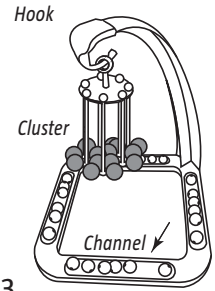


Fig.4

5. Divide the White Beads equally among the players: 6 Beads each for a game of 4 players, 7 Beads each for a game of 3 players, 8 Beads each for a game with 2 players. Each player takes a Wand. Sit around the Base and arrange your Beads in the channel in front of you.

Object of the Game

Be first to get rid of all your Beads to win!

Playing the Game

The youngest player goes first.

On your turn, pick up a Bead from your channel and place it on the end of your Wand.

Holding the Wand by the other end, carefully place the Bead on top of the cluster of Colored Balls (fig.5). When you're ready, pull the Wand away.

Your turn ends when:

- A.** You successfully place a Bead on the Cluster.

OR

- B.** You accidentally drop your Bead before you place it on the Cluster. If this happens, pick up the fallen Bead and add it to your Channel. (fig.6).

OR

- C.** You cause one or more of the Beads on the Cluster to fall. Pick up the fallen Beads and add them to your collection.

The next player to your left takes a turn.

Note: their turn starts when they pick up a Bead with their wand. If any Beads fall before this, they will be added to your collection!

Winning the Game

The first player to get rid of all their Beads by placing them on the Cluster wins the game!

