

An easier variation of the game is that if a player “rings” an antler, then the next player doesn’t necessarily need to ring the same antler, but rather any antler to remain in the game.

- **Moose Shoes:** This game is played by 2 players or teams of players and plays like the game “horseshoes”. Two competing players or teams divide up the yellow or green rings and stand or sit next to each other, taking turns throwing their 4 rings toward the moose target. It is recommended the moose target to be no less than 4 feet from the throw line. After each player has tossed all 4 rings, players tabulate their score. The first player to 21 points or above is the winner.
 - Ringer = 3 points
 - Leaner = 2 points (a ring leaning against the barrel)
 - Closest = 1 point (if no player throws a “Ringer” or a “Leaner”, then the player with a ring closest to the barrel earns 1 point)
- **Moose Rustler:** This is a 2-player game. Players divide up the yellow and green rings. Each player throws rings from opposite sides of the barrel. For every “ring” a player makes on the moose they directly face, they get 1 point. If they “ring” an antler of the opposing players moose, they get 2 points. The first player to 15 or more, wins the game.
- **Round Up:** This is a fast-paced game and the words “Round Up” surely apply! Players divide up the yellow and green rings and set up on opposite sides of the barrel no less than 3-4 feet away from the Moose to which they will be throwing. Upon the command of **READY – SET – GO**, players start throwing their rings one at a time and as fast as they can to “ring” a moose antler. When a player misses an antler with a toss, they must retrieve (round up) that ring, come back to the throw line and continue tossing until it rings an antler. The first player to “ring” all their rings is the winner.


See our entire line of
games and puzzles at:

 **Are You Game**.com

© 2015 University Games Corporation, San Francisco, CA 94110. All Rights Reserved. Who Goosed the Moose? is a registered trademark of University Games Corporation. University Games Europe B.V., Weth. Sangersstraat 23, 6191 NA BEEK (L.), The Netherlands. UGames Australia, Level 1, 10 Willoughby Rd, Crows Nest NSW, Australia 2065. University Games UK, 3 Bakery Court, London End, Beaconsfield, Bucks, HP9 2FN, UK. Retain this information for future reference.

MADE IN CHINA. B010370 06/15

53753



Rules of Play

It's Ring Toss with Moose Antlers...
what could be more fun?

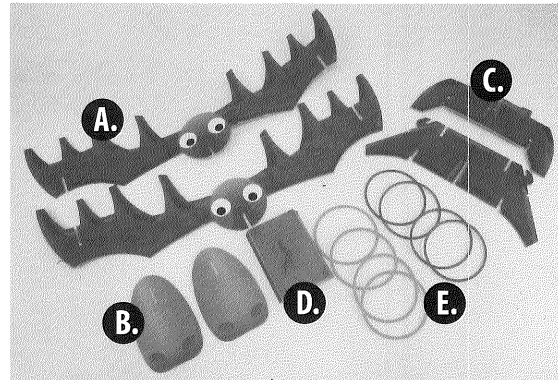


53753

Who Goosed the Moose?™ Ring Toss

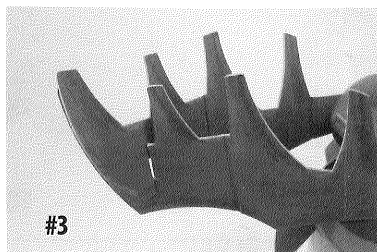



Contents:

- A. 2 Moose antlers
- B. 2 Noses
- C. Two-piece “cross-base” assembly (to mount to barrel rim and hold the moose antlers)
- D. 1 “Center stabilizer”
- E. 8 Soft plastic game rings




Set Up:

- Remove all game components from the barrel package. Note: once assembled, there will be two moose faces with antlers on opposite sides of the barrel. This allows for 2 players to play simultaneously from opposite sides.
- Step #1: Assemble the two “cross-base” pieces by notching them to each other. Note: the folding “cross-base” piece should notch from the top to the non-folding “cross-base” piece, which is to remain on the bottom (see diagram #1A). Affix the assembly to the notches in the barrel rim (see diagram #1B).
- Step #2: Attach the moose antlers to the “cross-base” assembly with the “face and googly eyes” facing out (see diagram).
- Step #3: Secure the moose antlers to each other via the “notch” at the end of each set of antlers (see diagram).



- Step #4: Secure “center stabilizer.” This helps the moose antlers remain in an extended position during play (see diagram).



- Step #5: Secure the moose noses to the notch in front of each moose face.



- One player/team uses the yellow rings and the other player/team uses the green rings during play.



- It is recommended that players sit or stand at least 3 feet from the assembled moose to play any of the games below (though distance may be modified depending upon the skill of the players).
- You are now ready to play!

Ring Toss Games:

- **Ring the Moose:** This is a 2-player game where the yellow and green rings are divided among players. Players take turns throwing their 4 rings. The player with the most “ringed” antlers after 4 tosses wins the round. The first player to win 5 rounds wins the game.
- **M-O-O-S-E:** This game can be played by 2 or more players and plays like the basketball game H-O-R-S-E. One player tosses a ring (any color) and if the toss “rings” an antler, then the next player needs to “ring” the same antler on their next toss or they get a letter (the first letter being an “M”, the next letter “O”, then “O”, then “S”, then “E”). When a player accumulates all 5 letters, they are eliminated and the last player remaining is the winner.